



SCOPE OF SERVICE:
MAGNETIC ROACH BAIT™



100 Nisus Drive • Rockford, TN 37853 USA
800.264.0870 • www.nisuscorp.com

MAGNETIC ROACH BAIT™

SCOPE OF SERVICE

I. INTRODUCTION

Cockroach control is a major source of business for many Pest Management Professionals. Secretive hiding, rapid reproduction and potential resistance to some pesticides and baits in some species can make cockroaches the number one headache for PMPs on many accounts.

Magnetic Roach Bait is an easy-to-use long-lasting, attractive borate bait that can be used as a control or preventative for cockroach infestations. It contains 33.3 % boric acid active ingredient and specially formulated organic food components to provide a high level of toxicity and attractiveness to cockroach populations.

Magnetic Roach Bait is packaged 1.23 oz. reservoir tubes and 20 oz. jars. The bait in the reservoir tube can be applied using the plunger unit that comes with the bait or can be applied using the specially designed TrueBlue™ Bait Gun to deliver more uniform applications. The bait in the jar can be applied to larger non-food areas using a spatula.

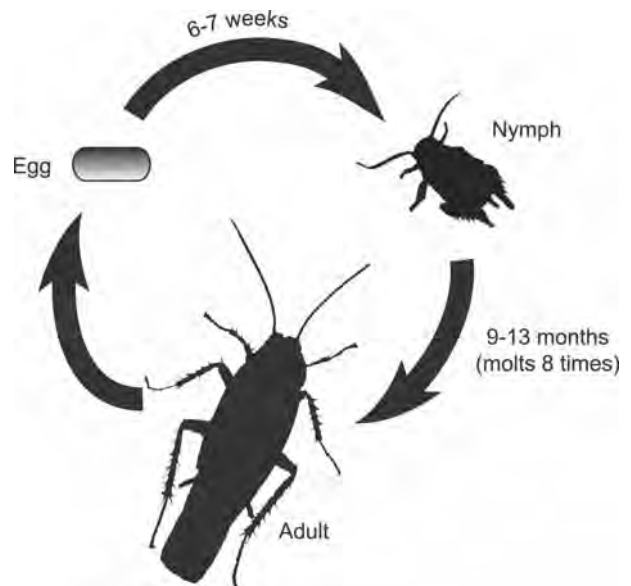
Magnetic Roach Bait works extremely well as a maintenance bait to give long-term protection against adult cockroach populations. The slower active ingredient will also integrate into cockroach fecal deposits that are fed on by developing nymphs.

II. COCKROACH BIOLOGY

Cockroaches develop by incomplete metamorphosis: egg, nymph and adult. During a normal inspection you will find probably find all three stages.

Eggs of cockroaches are retained as a group in an egg case (ootheca). Some species of cockroaches will drop the egg case, some will glue the case to a surface and others, like the German cockroach, will carry the egg case until the young are ready to hatch.

The young nymphs are free living and active, and resemble the adults except for size. They are wingless and have not developed reproductive



organs. The nymphs grow by a series of molts/instars before reaching the adult stage. The number of molts depends on the species of cockroach.

The adults and nymphs of most structural-infesting cockroaches will spend the bulk of their time hiding in cracks and crevices and out-of-the-way harborages and generally only come out at night or in darkness to feed.

III. CONTROL MEASURES

a. **Inspection:** A professional and thorough inspection is required to determine all the potential harborage and feed availability sites for cockroach development. Different species will develop in different areas. Major areas to inspect in the home are kitchens, in cabinets and under and behind sinks and appliances and in bathroom areas. Different cockroach species can also develop in dresser draws in bedrooms, in attics, basements, crawlspaces, utility areas, boiler and furnace rooms and don't forget to inspect around the exterior in heavy shrubbery and mulch.

b. **Identification:** It is very important to have the proper identification of the cockroach species. Some of the most common cockroaches you will in counter in a structure are German cockroaches, American cockroaches, oriental cockroaches, brown-banded cockroaches, smoky brown cockroaches and other species, depending on the area of the country



c. **Sanitation:** One of the basic and best control measures for any species is to eliminate its food sources. Cleaning up food spills and food crumbs in a kitchen will help prevent German cockroach development. General cleanup of garbage and other organic materials will help deter American and other cockroach species.



d. **Exclusion:** Keeping the cockroach out of a development area is also an important control measure. Caulking cracks and crevice in kitchens around cabinets and other areas will block potential harborage spots for German cockroaches. Caulking cracks around doors and windows and screening windows and soffit vents will help keep American cockroaches out of structures and attics. Your customer should also inspect items being brought into the structure for possible infestations.

IV. APPLICATIONS FOR COCKROACH CONTROL

Magnetic Roach Bait can be applied in homes, restaurants, food handling establishments, markets, schools, warehouses, factories, offices, hotels, motels, hospitals, nursing homes, grocery stores, apartment buildings, industrial plants, theaters, ships, boats, trains, yachts, camps, mobile homes, buses, zoos, kennels, military bases, libraries, utilities and new construction.

For general cockroach control, apply bait under and behind refrigerators, stoves, sinks, dishwashers, washing machines and dryers, and into openings around drains, sewers and manholes, water pipes and electrical conduits. The bait can also be applied into cracks and crevices, in corners of cabinets, cupboards and behind drawers. Apply in areas inaccessible to children and pets. Avoid contamination of feed and foodstuffs. These areas of listed applications are where the cockroach would spend most of its time and would be more apt to feed on the bait.



Even though Magnetic Roach Bait may be attractive up to a year, use it in your normal regular maintenance service to control and eliminate populations.

a. **Food and Feed Handling Establishments**


- i. **Food Areas – Application limited to crack and crevice treatments only:** This includes areas for receiving, storage, packing (canning, wrapping, boxing) preparing, edible waste storage and enclosed processing systems such as mills, dairies, bakeries, restaurants or anywhere food or feed is stored, processed, prepared or served as well as serving areas during times when food is exposed and the facility is in operation.



Apply in small amounts directly into cracks and crevices in points between different elements of construction, between equipment and floors as well as openings leading to void and hollow spaces in walls, equipment legs and bases, conduits and motor housings. Smaller and numerous bait placements may provide for better cockroach control. Again, these are the areas where the cockroach would spend most of its time and be more attracted to the bait.

Care should be taken to avoid depositing the bait into exposed food or onto food prep and serving surfaces.


- ii. **Serving areas:** This includes areas where foods are served, such as dining rooms, but excluding areas where foods may be prepared or held. Apply as a spot treatment to selective surfaces such as baseboards, under elements of construction into cracks and crevices. Avoid treating areas likely to be contacted by food. Do not apply when food is being prepared or served at the facility or foods are exposed.



iii. **Non-Food Areas:** This includes garbage rooms, lavatories (floors, drains to sewer entries and vestibules, offices, locker rooms, machine rooms, boiler rooms, garages, mop closets and storage.

Apply to baseboard areas, around water pipes, surfaces behind and beneath sinks, lockers, tables, pallets and similar areas where insects hide or may enter.

Note: Do not apply bait into areas that have been or will be sprayed with pesticides or other chemicals or areas that routinely come into contact with water or cleaning actions. Do not place bait where it can be washed or somehow transferred onto food or food prep services.



V. MONITORING

You can't really tell how the baiting program is progressing without monitoring your progress. The use of the small sticky trap monitoring stations placed in potential population development areas can give you an idea on cockroach populations, including adults and nymphs. These stations can be placed in corners behind drawers and in hidden areas behind equipment. For larger species of cockroaches, a larger glue board may be needed. These can be placed in out-of-the-way areas in attics, storage rooms and furnace rooms. Always document the locations of the monitoring stations on a graph for easy reference and write a date of placement on the station.

VI. FOLLOW-UP

Always have good communication with the customer. To have the best control program possible it is very important to have customer cooperation. Train your customer to be aware of the ways in which they can benefit themselves with good sanitation and exclusion.

ALWAYS READ AND UNDERSTAND THE LABEL BEFORE ANY APPLICATION.

For additional information contact Nisus Corporation.



100 Nisus Drive • Rockford, TN 37853 USA • 800-264-0870

Magnetic Roach Bait and Nisus Corporation are trademarks or registered trademarks of Nisus Corporation.
©2014 Nisus Corporation #MRB-SOS-0614a